



Department of Consumer Affairs

Bureau for Private Postsecondary Education

You can now [Print this page](#) for your records.

After printing, you can proceed to enter in additional [Programs](#) data OR
you can begin to enter in [Branches](#) data

BPPE Annual Report for 2016 – Programs**Tracking Number:** 2017120112227**Report for Year:** 2016**Institution Name:** Mt Sierra College**Institution Code:** 1921781**INFORMATION FOR EACH EDUCATIONAL PROGRAM OFFERED AT THE
INSTITUTION****Degree/Program Level:** Bachelor**If Other, please specify:** N/A**Degree/Program Title:** BachelorScience**If Other Doctorate, Other Master, Other Bachelor, Other Associate or Other was
chosen, please specify:** N/A**Name of Program (e.g. Business Administration, Massage, etc.):** Computer Information
Technology**Number of Degrees or Diplomas Awarded:** 8**Total Charges for this program (Report whole dollars only):** \$ 83790**The percentage of enrolled students in 2016 receiving federal student loans to pay for
this program.** 88**The percentage of graduates in 2016 who took out federal student loans to pay for this
program.** 100**Number of Students Who Began the Program:** 33**Students Available for Graduation:** 33

On-time Graduates: 10

Completion Rate: 30

150% Completion Rate: 35

Is the above data taken from the Integrated Postsecondary Education Data System (IPEDS) of the United States Department of Education?:

no

PLACEMENT

Graduates Available for Employment: 8

Graduates Employed in the Field: 0

Placement Rate: 0

Graduates employed in the field 20 to 29 hours per week: 0

Graduates employed in the field at least 30 hours per week: 0

Indicate the number of graduates employed:

Single position in field: 0

Concurrent aggregated positions in field (2 or more positions at the same time): 0

Freelance/self-employed: 0

By the institution or an employer owned by the institution, or an employer who shared ownership with the institution: 0

EXAM PASSAGE RATE

Does this educational program lead to an occupation that requires State licensing?: no

If Yes, please provide the information below (For each of the last two years):

First Data Year 2016:

Name of the State licensing entity that licenses this field: N/A

Name of Exam: N/A

Number of Graduates Taking State Exam: 0

Number Who Passed the State Exam: 0

Number Who Failed the State Exam: 0

Passage Rate: 0

Is this data from the State licensing agency that administered the exam?: no

Name of Agency: N/A

If the response to #29 was no, provide a description of the process used for attempting to contact students:

N/A

Second Data Year 2015:

Name of the State licensing entity that licenses this field: N/A

Name of State Exam: N/A

Number of Graduates Taking State Exam: 0

Number Who Passed the State Exam: 0

Number Who Failed the State Exam: 0

Passage Rate: 0

Is this data from the licensing agency that administered the State exam?: no

Name of Agency: N/A

If the response to #37 was no, provide a description of the process used for attempting to contact students:

N/A

Do graduates have the option or requirement for more than one type of licensing State exam?:

Provide the names of other licensing exam options:

Name of Option/Requirement: N/A

Name of Option/Requirement: N/A

Name of Option/Requirement: N/A

SALARY DATA

Graduates Available for Employment: 0

Graduates Employed in the Field: 0

Graduates Employed in the Field Reported receiving the following Salary or Wage:

\$0 - \$5,000: 0

\$5,001 - \$10,000: 0

- \$10,001 - \$15,000: 0
- \$15,001 - \$20,000: 0
- \$20,001 - \$25,000: 0
- \$25,001 - \$30,000: 0
- \$30,001 - \$35,000: 0
- \$35,001 - \$40,000: 0
- \$40,001 - \$45,000: 0
- \$45,001 - \$50,000: 0
- \$50,001 - \$55,000: 0
- \$55,001 - \$60,000: 0
- \$60,001 - \$65,000: 0
- \$65,001 - \$70,000: 0
- \$70,001 - \$75,000: 0
- \$75,001 - \$80,000: 0
- \$80,001 - \$85,000: 0
- \$85,001 - \$90,000: 0
- \$90,001 - \$95,000: 0
- \$95,001 - \$100,000: 0
- Over \$100,000: 0



Department of Consumer Affairs

Bureau for Private Postsecondary Education

You can now Print this page for your records.

After printing, you can proceed to enter in additional Programs data OR
you can begin to enter in Branches data

BPPE Annual Report for 2016 – Programs

Tracking Number: 2017120111839

Report for Year: 2016

Institution Name: Mt Sierra College

Institution Code: 1921781

INFORMATION FOR EACH EDUCATIONAL PROGRAM OFFERED AT THE INSTITUTION

Degree/Program Level: Bachelor

If Other, please specify: N/A

Degree/Program Title: BachelorScience

If Other Doctorate, Other Master, Other Bachelor, Other Associate or Other was chosen, please specify: N/A

Name of Program (e.g. Business Administration, Massage, etc.): Network Communications

Number of Degrees or Diplomas Awarded: 6

Total Charges for this program (Report whole dollars only): \$ 82740

The percentage of enrolled students in 2016 receiving federal student loans to pay for this program. 81

The percentage of graduates in 2016 who took out federal student loans to pay for this program. 83

Number of Students Who Began the Program: 10

Students Available for Graduation: 10

On-time Graduates: 6

Completion Rate: 60

150% Completion Rate: 31

Is the above data taken from the Integrated Postsecondary Education Data System (IPEDS) of the United States Department of Education?:

no

PLACEMENT

Graduates Available for Employment: 4

Graduates Employed in the Field: 0

Placement Rate: 0

Graduates employed in the field 20 to 29 hours per week: 0

Graduates employed in the field at least 30 hours per week: 0

Indicate the number of graduates employed:

Single position in field: 0

Concurrent aggregated positions in field (2 or more positions at the same time): 0

Freelance/self-employed: 0

By the institution or an employer owned by the institution, or an employer who shared ownership with the institution: 0

EXAM PASSAGE RATE

Does this educational program lead to an occupation that requires State licensing?: no

If Yes, please provide the information below (For each of the last two years):

First Data Year 2016:

Name of the State licensing entity that licenses this field: N/A

Name of Exam: N/A

Number of Graduates Taking State Exam: 0

Number Who Passed the State Exam: 0

Number Who Failed the State Exam: 0

Passage Rate: 0

Is this data from the State licensing agency that administered the exam?: no

(For each of the last two years):

First Data Year 2016

23. Name of the State licensing entity that licenses this field: N/A
 24. Name of Exam: N/A
 25. Number of Graduates Taking State Exam: 0
 26. Number Who Passed the State Exam: 0
 27. Number Who Failed the State Exam: 0
 28. Passage Rate: 0
 29. Is this data from the State licensing agency that administered the exam?
 Yes No
 Name of Agency : N/A

30. If the response to #29 was "no" provide a description of the process used for attempting to contact students:

N/A

Second Data Year 2016

31. Name of the State licensing entity that licenses this field: N/A
 32. Name of State Exam: N/A
 33. Number of Graduates Taking State Exam: 0
 34. Number Who Passed the State Exam: 0
 35. Number Who Failed the State Exam: 0
 36. Passage Rate: 0
 37. Is this data from the licensing agency that administered the State exam?
 Yes No
 Name of Agency : N/A

38. If the response to #37 was "no" provide a description of the process used for attempting to contact students:

N/A

39. Do graduates have the option or requirement for more than one type of licensing State exam?

Name of Option/Requirement: N/A

Name of Option/Requirement: N/A

Name of Option/Requirement: N/A

Salary Data

40. Graduates Available for Employment: 0

41. Graduates Employed in the Field: 0

42. Graduates Employed in the Field Reported receiving the following Salary or Wage:

\$0 - \$5,000: 0

\$5,001 - \$10,000: 0

\$10,001 - \$15,000: 0

\$15,001 - \$20,000: 0

\$20,001 - \$25,000: 0

\$25,001 - \$30,000: 0

\$30,001 - \$35,000: 0

\$35,001 - \$40,000: 0

\$40,001 - \$45,000: 0

\$45,001 - \$50,000: 0

\$50,001 - \$55,000: 0

\$55,001 - \$60,000: 0

\$60,001 - \$65,000: 0

\$65,001 - \$70,000: 0

\$70,001 - \$75,000: 0

\$75,001 - \$80,000: 0

\$80,001 - \$85,000: 0

\$85,001 - \$90,000: 0

\$90,001 - \$95,000: 0


\$95,001 - \$100,000: 0

Over \$100,000: 0

Do you want an email containing the information you've entered above sent to you?

If so, please enter it here:

***CAPTCHA: (Please enter the text found in the image below or specified in the audio link to validate the submission of your data.)**



[Listen To This](#)

I declare under penalty of perjury under the laws of the State of California that the foregoing and all attachments are true and correct.

[Home](#) |

[Contact](#) |



[Disclaimer](#)

[Conditions of Use](#) |

[Accessibility](#)

This web site contains PDF documents that require the most current version of Adobe Reader to view. To download



Department of Consumer Affairs

Bureau for Private Postsecondary Education

You can now Print this page for your records.

After printing, you can proceed to enter in additional Programs data OR
you can begin to enter in Branches data

BPPE Annual Report for 2016 -- Programs**Tracking Number:** 2017120112055**Report for Year:** 2016**Institution Name:** Mt Sierra College**Institution Code:** 1921781**INFORMATION FOR EACH EDUCATIONAL PROGRAM OFFERED AT THE INSTITUTION****Degree/Program Level:** Bachelor**If Other, please specify:** N/A**Degree/Program Title:** BachelorArts**If Other Doctorate, Other Master, Other Bachelor, Other Associate or Other was chosen, please specify:** N/A**Name of Program (e.g. Business Administration, Massage, etc.):** Media Arts and Design**Number of Degrees or Diplomas Awarded:** 44**Total Charges for this program (Report whole dollars only):** \$ 92020**The percentage of enrolled students in 2016 receiving federal student loans to pay for this program.** 99**The percentage of graduates in 2016 who took out federal student loans to pay for this program.** 80**Number of Students Who Began the Program:** 137**Students Available for Graduation:** 137**On-time Graduates:** 15

Completion Rate: 11

150% Completion Rate: 30

Is the above data taken from the Integrated Postsecondary Education Data System (IPEDS) of the United States Department of Education?:

no

PLACEMENT

Graduates Available for Employment: 38

Graduates Employed in the Field: 0

Placement Rate: 0

Graduates employed in the field 20 to 29 hours per week: 0

Graduates employed in the field at least 30 hours per week: 0

Indicate the number of graduates employed:

Single position in field: 0

Concurrent aggregated positions in field (2 or more positions at the same time): 0

Freelance/self-employed: 0

By the institution or an employer owned by the institution, or an employer who shared ownership with the institution: 0

EXAM PASSAGE RATE

Does this educational program lead to an occupation that requires State licensing?: no

If Yes, please provide the information below (For each of the last two years):

First Data Year 2016:

Name of the State licensing entity that licenses this field: N/A

Name of Exam: N/A

Number of Graduates Taking State Exam: 0

Number Who Passed the State Exam: 0

Number Who Failed the State Exam: 0

Passage Rate: 0

Is this data from the State licensing agency that administered the exam?: no

Name of Agency: N/A

If the response to #29 was no, provide a description of the process used for attempting to contact students:

N/A

Second Data Year 2015:

Name of the State licensing entity that licenses this field: N/A

Name of State Exam: N/A

Number of Graduates Taking State Exam: 0

Number Who Passed the State Exam: 0

Number Who Failed the State Exam: 0

Passage Rate: 0

Is this data from the licensing agency that administered the State exam?: no

Name of Agency: N/A

If the response to #37 was no, provide a description of the process used for attempting to contact students:

N/A

Do graduates have the option or requirement for more than one type of licensing State exam?:

Provide the names of other licensing exam options:

Name of Option/Requirement: N/A

Name of Option/Requirement: N/A

Name of Option/Requirement: N/A

SALARY DATA

Graduates Available for Employment: 0

Graduates Employed in the Field: 0

Graduates Employed in the Field Reported receiving the following Salary or Wage:

\$0 - \$5,000: 0

\$5,001 - \$10,000: 0

\$10,001 - \$15,000: 0

- \$15,001 - \$20,000: 0
- \$20,001 - \$25,000: 0
- \$25,001 - \$30,000: 0
- \$30,001 - \$35,000: 0
- \$35,001 - \$40,000: 0
- \$40,001 - \$45,000: 0
- \$45,001 - \$50,000: 0
- \$50,001 - \$55,000: 0
- \$55,001 - \$60,000: 0
- \$60,001 - \$65,000: 0
- \$65,001 - \$70,000: 0
- \$70,001 - \$75,000: 0
- \$75,001 - \$80,000: 0
- \$80,001 - \$85,000: 0
- \$85,001 - \$90,000: 0
- \$90,001 - \$95,000: 0
- \$95,001 - \$100,000: 0
- Over \$100,000: 0



Department of Consumer Affairs

Bureau for Private Postsecondary Education

You can now Print this page for your records.

After printing, you can proceed to enter in additional Programs data OR
you can begin to enter in Branches data

BPPE Annual Report for 2016 – Programs**Tracking Number:** 2017120112510**Report for Year:** 2016**Institution Name:** Mt Sierra College**Institution Code:** 1921781**INFORMATION FOR EACH EDUCATIONAL PROGRAM OFFERED AT THE
INSTITUTION****Degree/Program Level:** Bachelor**If Other, please specify:** N/A**Degree/Program Title:** BachelorScience**If Other Doctorate, Other Master, Other Bachelor, Other Associate or Other was
chosen, please specify:** N/A**Name of Program (e.g. Business Administration, Massage, etc.):** Business Administration**Number of Degrees or Diplomas Awarded:** 12**Total Charges for this program (Report whole dollars only):** \$ 82740**The percentage of enrolled students in 2016 receiving federal student loans to pay for
this program.** 69**The percentage of graduates in 2016 who took out federal student loans to pay for this
program.** 100**Number of Students Who Began the Program:** 29**Students Available for Graduation:** 29**On-time Graduates:** 3

Completion Rate: 30

150% Completion Rate: 19

Is the above data taken from the Integrated Postsecondary Education Data System (IPEDS) of the United States Department of Education?:

no

PLACEMENT

Graduates Available for Employment: 12

Graduates Employed in the Field: 0

Placement Rate: 0

Graduates employed in the field 20 to 29 hours per week: 0

Graduates employed in the field at least 30 hours per week: 0

Indicate the number of graduates employed:

Single position in field: 0

Concurrent aggregated positions in field (2 or more positions at the same time): 0

Freelance/self-employed: 0

By the institution or an employer owned by the institution, or an employer who shared ownership with the institution: 0

EXAM PASSAGE RATE

Does this educational program lead to an occupation that requires State licensing?: no

If Yes, please provide the information below (For each of the last two years):

First Data Year 2016:

Name of the State licensing entity that licenses this field: N/A

Name of Exam: N/A

Number of Graduates Taking State Exam: 0

Number Who Passed the State Exam: 0

Number Who Failed the State Exam: 0

Passage Rate: 0

Is this data from the State licensing agency that administered the exam?: no

Name of Agency: N/A

If the response to #29 was no, provide a description of the process used for attempting to contact students:

N/A

Second Data Year 2015:

Name of the State licensing entity that licenses this field: N/A

Name of State Exam: N/A

Number of Graduates Taking State Exam: 0

Number Who Passed the State Exam: 0

Number Who Failed the State Exam: 0

Passage Rate: 0

Is this data from the licensing agency that administered the State exam?: no

Name of Agency: N/A

If the response to #37 was no, provide a description of the process used for attempting to contact students:

N/A

Do graduates have the option or requirement for more than one type of licensing State exam?:

Provide the names of other licensing exam options:

Name of Option/Requirement: N/A

Name of Option/Requirement: N/A

Name of Option/Requirement: N/A

SALARY DATA

Graduates Available for Employment: 0

Graduates Employed in the Field: 0

Graduates Employed in the Field Reported receiving the following Salary or Wage:

\$0 - \$5,000: 0

\$5,001 - \$10,000: 0

\$10,001 - \$15,000: 0

\$15,001 - \$20,000: 0

\$20,001 - \$25,000: 0

\$25,001 - \$30,000: 0

\$30,001 - \$35,000: 0

\$35,001 - \$40,000: 0

\$40,001 - \$45,000: 0

\$45,001 - \$50,000: 0

\$50,001 - \$55,000: 0

\$55,001 - \$60,000: 0

\$60,001 - \$65,000: 0

\$65,001 - \$70,000: 0

\$70,001 - \$75,000: 0

\$75,001 - \$80,000: 0

\$80,001 - \$85,000: 0

\$85,001 - \$90,000: 0

\$90,001 - \$95,000: 0

\$95,001 - \$100,000: 0

Over \$100,000: 0



Department of Consumer Affairs

Bureau for Private Postsecondary Education

You can now [Print this page](#) for your records.

After printing, you can proceed to enter in additional [Programs](#) data OR
you can begin to enter in [Branches](#) data

BPPE Annual Report for 2016 - Programs**Tracking Number:** 2017120111510**Report for Year:** 2016**Institution Name:** Mt Sierra College**Institution Code:** 1921781**INFORMATION FOR EACH EDUCATIONAL PROGRAM OFFERED AT THE INSTITUTION****Degree/Program Level:** Bachelor**If Other, please specify:** N/A**Degree/Program Title:** BachelorScience**If Other Doctorate, Other Master, Other Bachelor, Other Associate or Other was chosen, please specify:** N/A**Name of Program (e.g. Business Administration, Massage, etc.):** Business
Entrepreneurship**Number of Degrees or Diplomas Awarded:** 6**Total Charges for this program (Report whole dollars only):** \$ 82740**The percentage of enrolled students in 2016 receiving federal student loans to pay for this program.** 100**The percentage of graduates in 2016 who took out federal student loans to pay for this program.** 100**Number of Students Who Began the Program:** 15**Students Available for Graduation:** 15

On-time Graduates: 2

Completion Rate: 13

150% Completion Rate: 33

Is the above data taken from the Integrated Postsecondary Education Data System (IPEDS) of the United States Department of Education?:

no

PLACEMENT

Graduates Available for Employment: 6

Graduates Employed in the Field: 0

Placement Rate: 0

Graduates employed in the field 20 to 29 hours per week: 0

Graduates employed in the field at least 30 hours per week: 0

Indicate the number of graduates employed:

Single position in field: 0

Concurrent aggregated positions in field (2 or more positions at the same time): 0

Freelance/self-employed: 0

By the institution or an employer owned by the institution, or an employer who shared ownership with the institution: 0

EXAM PASSAGE RATE

Does this educational program lead to an occupation that requires State licensing?: no

If Yes, please provide the information below (For each of the last two years):

First Data Year 2016:

Name of the State licensing entity that licenses this field: N/A

Name of Exam: N/A

Number of Graduates Taking State Exam: 0

Number Who Passed the State Exam: 0

Number Who Failed the State Exam: 0

Passage Rate: 0

Is this data from the State licensing agency that administered the exam?: no

Name of Agency: N/A

If the response to #29 was no, provide a description of the process used for attempting to contact students:

N/A

Second Data Year 2015:

Name of the State licensing entity that licenses this field: N/A

Name of State Exam: N/A

Number of Graduates Taking State Exam: 0

Number Who Passed the State Exam: 0

Number Who Failed the State Exam: 0

Passage Rate: 0

Is this data from the licensing agency that administered the State exam?: no

Name of Agency: N/A

If the response to #37 was no, provide a description of the process used for attempting to contact students:

N/A

Do graduates have the option or requirement for more than one type of licensing State exam?:

Provide the names of other licensing exam options:

Name of Option/Requirement: N/A

Name of Option/Requirement: N/A

Name of Option/Requirement: N/A

SALARY DATA

Graduates Available for Employment: 0

Graduates Employed in the Field: 0

Graduates Employed in the Field Reported receiving the following Salary or Wage:

\$0 - \$5,000: 0

\$5,001 - \$10,000: 0

\$10,001 - \$15,000: 0

\$15,001 - \$20,000: 0

\$20,001 - \$25,000: 0

\$25,001 - \$30,000: 0

\$30,001 - \$35,000: 0

\$35,001 - \$40,000: 0

\$40,001 - \$45,000: 0

\$45,001 - \$50,000: 0

\$50,001 - \$55,000: 0

\$55,001 - \$60,000: 0

\$60,001 - \$65,000: 0

\$65,001 - \$70,000: 0

\$70,001 - \$75,000: 0

\$75,001 - \$80,000: 0

\$80,001 - \$85,000: 0

\$85,001 - \$90,000: 0

\$90,001 - \$95,000: 0

\$95,001 - \$100,000: 0

Over \$100,000: 0



800 ROYAL OAKS DRIVE, SUITE #101, MONROVIA, CA 91016 | 626.873.2100 | MTSIERRA.EDU

**SCHOOL PERFORMANCE FACT SHEET
CALENDAR YEARS 2015 & 2016**

Business Administration - 4 Years

On-Time Completion Rates (Graduation Rates)

Calendar Year	Number of Students Who Began the Program	Students Available for Graduation	Number of on time Graduates	On-Time Completion Rate
2015	46	46	2	4%
2016	29	29	3	10%

Student's Initials: _____ Date: ____ / ____ / _____

Initial only after you have had sufficient time to read and understand the information.

Students Completing Within 150% of the Published Program Length

Calendar Year	Number of Students Who Began the Program	Students Available for Graduation	150% Graduates	150% Completion Rate
2013	14	14	2	14%
2014	33	33	3	9%
2015	46	46	8	17%
2016	32	32	6	19%

Student's Initials: _____ Date: ____ / ____ / _____

Initial only after you have had sufficient time to read and understand the information.



800 ROYAL OAKS DRIVE, SUITE #101, MONROVIA, CA 91016 | 626.873.2100 | MTSIERRA.EDU

Job Placement Rates (includes data for the two calendar years prior to reporting)

Calendar Year	Number of Students Who Began Program	Number of Graduates	Graduates Available for Employment	Graduates Employed in the Field	Placement Rate % Employed in the Field
2015	N/A	N/A	N/A	N/A	N/A
2016	N/A	N/A	N/A	N/A	N/A

Because of the change in the Bureau's reporting regulations, which became effective on July 14, 2016, this institution was not required to collect the data for its 2015 and prior graduates. You may obtain from the institution a list of the employment positions determined to be in the field for which a student received education and training. Please contact the Registrar or the Office of Career Services to obtain this information.

Gainfully Employed Categories (includes data for the two calendar years prior to reporting)

Part-Time vs Full-Time Employment

Calendar Year	Graduate Employed in the Field 20-29 Hour Per Week	Graduates Employed in the Field at Least 30 Hours Per Week	Total Graduates Employed in the Field
2015	N/A	N/A	N/A
2016	N/A	N/A	N/A

Single Position vs. Concurrent Aggrgated Position

Calendar Year	Graduates Employed in the Field in a Single Position	Graduates Employed in the Field in Concurrent Aggregated Positions	Total Graduates Employed in the Field
2015	N/A	N/A	N/A
2016	N/A	N/A	N/A



800 ROYAL OAKS DRIVE, SUITE #101, MONROVIA, CA 91016 | 626.873.2100 | MTSIERRA.EDU

Self - Employed / Freelance Positions

Calendar Year	Graduates Employed who are Self-Employed or Working Freelance	Total Graduates Employed in the Field
2015	N/A	N/A
2016	N/A	N/A

Institutional Employment

Calendar Year	Graduates Employed in the Field who are Employed by the Institution, an Employer Owned by the Institution, or an Employer who Shares Ownership with Institution.	Total Graduates Employed in the Field
2015	N/A	N/A
2016	N/A	N/A

Student's Initials: _____ Date: ____ / ____ / _____
Initial only after you have had sufficient time to read and understand the information.

This program may result in freelance or self-employment.

- The work available to graduates of this program is usually for freelance or self-employment.
- This type of work may not be consistent.
- The period of employment can range from one day to weeks to several months.
- Hours worked in a day or week may be more or less than the traditional 8 hour work day or 40 hour work week.
- You can expect to spend unpaid time expanding your networks, advertising, promoting your services, or honing your skills.
- Once graduates begin to work freelance or are self-employed, they will be asked to provide documentation that they are employed as such so that they may be counted as placed for our job placement records.
- Students initialing this disclosure understand that either a majority or all of this school's graduates are employed in this manner and understand what comprises this work style.

Student's Initials: _____ Date: ____ / ____ / _____
Initial only after you have had sufficient time to read and understand the information.



800 ROYAL OAKS DRIVE, SUITE #101, MONROVIA, CA 91016 | 626.873.2100 | MTSIERRA.EDU

License Examination Passage Rates (includes data for the two calendar years prior to reporting)

First Available Exam Date	Date Exam Results Announced	Number of Graduates in Calendar Year	Number of Graduates Taking Exam	Number Who Passed Exam	Number Who Failed Exam	Passage Rate
N/A	N/A	N/A	N/A	N/A	N/A	N/A
N/A	N/A					
N/A	N/A					
N/A	N/A					
N/A	N/A	N/A	N/A	N/A	N/A	N/A
N/A	N/A					
N/A	N/A					
N/A	N/A					

There is no license examination required for this program.

Student's Initials: _____ **Date:** ____ / ____ / _____

Initial only after you have had sufficient time to read and understand the information.

Calendar Year	Number of Graduates in Calendar Year	Number of Graduates Taking Exam	Number Who Passed First Available Exam	Number Who Failed First Available Exam	Passage Rate
2015	N/A	N/A	N/A	N/A	N/A
2016	N/A	N/A	N/A	N/A	N/A

There is no license examination required for this program.

Student's Initials: _____ **Date:** ____ / ____ / _____

Initial only after you have had sufficient time to read and understand the information.



800 ROYAL OAKS DRIVE, SUITE #101, MONROVIA, CA 91016 | 626.873.2100 | MTSIERRA.EDU

Salary and Wage Information

Calendar Year	Graduates Available for Employment	Graduates Employed in Field	\$20,001 - \$25,000	\$35,001 - \$40,000	\$40,001 - \$45,000	\$45,001 - \$50,000	No Salary Information Reported
2015	N/A	N/A	N/A	N/A	N/A	N/A	N/A
2016	N/A	N/A	N/A	N/A	N/A	N/A	N/A

Because of the change in the Bureau's reporting regulations, which became effective on July 14, 2016, this institution was not required to collect the data for its 2015 and prior graduates. A list of sources used to substantiate salary disclosures is available from the school. Please contact the office of Career Services obtain this information.

Student's Initials: _____ **Date:** ____ / ____ / _____

Initial only after you have had sufficient time to read and understand the information.

Cost of Educational Program

Total charges for the program for students completing on time in 2016: \$82,740. Total charges may be higher for students that do not complete on time.

Student's Initials: _____ **Date:** ____ / ____ / _____

Initial only after you have had sufficient time to read and understand the information.

Federal Student Loan Debt

Most recent three year cohort default rate, as reported by the United States Department of Education. ¹	The percentage of enrolled students in 2016 receiving federal students loans to pay for this program.	The average amount of federal student loan debt of 2016 graduates who took out federal student loans at this instituion.	The percentage of graduates in 2016 with federal student loans as calculated by the institution.
5.7%	69%	\$44,100	100%

¹The percentage of students who defaulted on their federal student loans is called the Cohort Default Rate (CDR). It shows the percentage of this school's students who were more than 270 days (9 months) behind on their federal student loans within three years of when the first payment was due. This is the most recent CDR reported by the U.S. Department of Education..



800 ROYAL OAKS DRIVE, SUITE #101, MONROVIA, CA 91016 | 626.873.2100 | MTSIERRA.EDU

This fact sheet is filed with the Bureau for Private Postsecondary Education. Regardless of any information you may have relating to completion rates, placement rates, starting salaries, or license exam passage rates, this fact sheet contains the information as calculated pursuant to state law.

Any questions a student may have regarding this fact sheet that have not been satisfactorily answered by the institution may be directed to the Bureau for Private Postsecondary Education at 2535 Capitol Oaks Drive, Suite 400, Sacramento, CA 95833, www.bppe.ca.gov, toll-free telephone number (888) 370-7589 or by fax (916) 263-1897.

Student Name - Print

Student Signature

Date

School Official

Date



800 ROYAL OAKS DRIVE, SUITE #101, MONROVIA, CA 91016 | 626.873.2100 | MTSIERRA.EDU

Definitions

- **“Number of Students Who Began the Program”** means the number of students who began a program who were scheduled to complete the program within 100% of the published program length within the reporting calendar year and excludes all students who cancelled during the cancellation period.
- **“Students Available for Graduation”** is the number of students who began the program minus the number of students who have died, been incarcerated, or been called to active military duty.
- **“Number of On-time Graduates”** is the number of students who completed the program within 100% of the published program length within the reporting calendar year.
- **“On-time Completion Rate”** is the number of on-time graduates divided by the number of students available for graduation.
- **“150% Graduates”** is the number of students who completed the program within 150% of the program length (includes on-time graduates).
- **“150% Completion Rate”** is the number of students who completed the program in the reported calendar year within 150% of the published program length, including on-time graduates, divided by the number of students available for graduation.
- **“Graduates Available for Employment”** means the number of graduates minus the number of graduates unavailable for employment.
- **“Graduates Unavailable for Employment”** means the graduates who, after graduation, die, become incarcerated, are called to active military duty, are international students that leave the United States or do not have a visa allowing employment in the United States, or are continuing their education in an accredited or bureau-approved postsecondary institution.
- **“Graduates Employed in the Field”** means graduates who beginning within six months after a student completes the applicable educational program are gainfully employed, whose employment has been reported, and for whom the institution has documented verification of employment. For occupations for which the state requires passing an examination, the six months period begins after the announcement of the examination results for the first examination available after a student completes an applicable educational program.
- **“Placement Rate Employed in the Field”** is calculated by dividing the number of graduates gainfully employed in the field by the number of graduates available for employment.
- **“Number of Graduates Taking Exam”** is the number of graduates who took the first available exam in the reported calendar year.
- **“First Available Exam Date”** is the date for the first available exam after a student completed a program.
- **“Passage Rate”** is calculated by dividing the number of graduates who passed the exam by the number of graduates who took the reported licensing exam.
- **“Number Who Passed First Available Exam”** is the number of graduates who took and passed the first available licensing exam after completing the program.
- **“Salary”** is as reported by graduate or graduate’s employer.
- **“No Salary Information Reported”** is the number of graduates for whom, after making reasonable attempts, the school was not able to obtain salary information.



800 ROYAL OAKS DRIVE, SUITE #101, MONROVIA, CA 91016 | 626.873.2100 | MTSIERRA.EDU

STUDENT'S RIGHT TO CANCEL

Applicants who have not yet attended class have the right to cancel the enrollment agreement at any-time. Applicants who have attended class retain the right to cancel the enrollment agreement through attendance at the first class session, or midnight of the seventh calendar day after enrollment, whichever is later. "Attended" is defined as attendance in the classroom or participation in an online course. "Enrollment" is defined as execution of an enrollment agreement.

- If a Notice of Cancellation is submitted prior to midnight of the third business day following the date the enrollment agreement was signed, the applicant will receive a refund of all monies paid, including the non-refundable application fee.
- If a Notice of Cancellation is submitted following this period, but no later than through attendance at the first class session or midnight of the seventh calendar day after enrollment, whichever is later, the applicant will receive a refund of all monies paid, less the non-refundable application fee.

The College will issue all refunds within forty-five days of the date the notification of cancellation is received by the Registrar.

Applicants who are denied admission to the College will receive a refund of all monies paid, including the non-refundable application fee, within forty-five days of the date of determination of admission.

The notice of cancellation will be effective the date it is received in the Registrar's office if hand delivered, faxed, or emailed or the date post-marked if mailed. After the end of the cancellation period, students retain the right to withdraw; refer to the Tuition Refund Policy for details.

Mail: Mt. Sierra College, Attn: Registrar
800 Royal Oaks Dr., Suite 101, Monrovia, CA 91016
Fax: (626) 605-8220
Email: Records@mtsierra.edu

Applicants may return textbooks in their original condition to the Virtual Bookstore at eCampus for refund within thirty days of the date of written notice of cancellation. Any equipment charged to an applicant as specified in the enrollment agreement must be returned within ten days following the date of the notice of cancellation.

If an applicant does not return textbooks or equipment during these time periods, the College may deduct the amount owed from the calculated refund.



800 ROYAL OAKS DRIVE, SUITE #101, MONROVIA, CA 91016 | 626.873.2100 | MTSIERRA.EDU

**SCHOOL PERFORMANCE FACT SHEET
CALENDAR YEARS 2015 & 2016**

Business Entrepreneurship - 4 Years

On-Time Completion Rates (Graduation Rates)

Calendar Year	Number of Students Who Began the Program	Students Available for Graduation	Number of on time Graduates	On-Time Completion Rate
2015	21	21	2	10%
2016	15	15	2	13%

Student's Initials: _____ Date: ____ / ____ / _____

Initial only after you have had sufficient time to read and understand the information.

Students Completing Within 150% of the Published Program Length

Calendar Year	Number of Students Who Began the Program	Students Available for Graduation	150% Graduates	150% Completion Rate
2013	13	13	3	23%
2014	22	22	3	14%
2015	21	21	4	19%
2016	18	18	6	33%

Student's Initials: _____ Date: ____ / ____ / _____

Initial only after you have had sufficient time to read and understand the information.



800 ROYAL OAKS DRIVE, SUITE #101, MONROVIA, CA 91016 | 626.873.2100 | MTSIERRA.EDU

Job Placement Rates (includes data for the two calendar years prior to reporting)

Calendar Year	Number of Students Who Began Program	Number of Graduates	Graduates Available for Employment	Graduates Employed in the Field	Placement Rate % Employed in the Field
2015	N/A	N/A	N/A	N/A	N/A
2016	N/A	N/A	N/A	N/A	N/A

Because of the change in the Bureau's reporting regulations, which became effective on July 14, 2016, this institution was not required to collect the data for its 2015 and prior graduates. You may obtain from the institution a list of the employment positions determined to be in the field for which a student received education and training. Please contact the Registrar or the Office of Career Services to obtain this information.

Gainfully Employed Categories (includes data for the two calendar years prior to reporting)

Part-Time vs Full-Time Employment

Calendar Year	Graduate Employed in the Field 20-29 Hour Per Week	Graduates Employed in the Field at Least 30 Hours Per Week	Total Graduates Employed in the Field
2015	N/A	N/A	N/A
2016	N/A	N/A	N/A

Single Position vs. Concurrent Aggrgated Position

Calendar Year	Graduates Employed in the Field in a Single Position	Graduates Employed in the Field in Concurrent Aggregated Positions	Total Graduates Employed in the Field
2015	N/A	N/A	N/A
2016	N/A	N/A	N/A



800 ROYAL OAKS DRIVE, SUITE #101, MONROVIA, CA 91016 | 626.873.2100 | MTSIERRA.EDU

Self - Employed / Freelance Positions

Calendar Year	Graduates Employed who are Self-Employed or Working Freelance	Total Graduates Employed in the Field
2015	N/A	N/A
2016	N/A	N/A

Institutional Employment

Calendar Year	Graduates Employed in the Field who are Employed by the Institution, an Employer Owned by the Institution, or an Employer who Shares Ownership with Institution.	Total Graduates Employed in the Field
2015	N/A	N/A
2016	N/A	N/A

Student's Initials: _____ Date: ____ / ____ / _____
Initial only after you have had sufficient time to read and understand the information.

This program may result in freelance or self-employment.

- The work available to graduates of this program is usually for freelance or self-employment.
- This type of work may not be consistent.
- The period of employment can range from one day to weeks to several months.
- Hours worked in a day or week may be more or less than the traditional 8 hour work day or 40 hour work week.
- You can expect to spend unpaid time expanding your networks, advertising, promoting your services, or honing your skills.
- Once graduates begin to work freelance or are self-employed, they will be asked to provide documentation that they are employed as such so that they may be counted as placed for our job placement records.
- Students initialing this disclosure understand that either a majority or all of this school's graduates are employed in this manner and understand what comprises this work style.

Student's Initials: _____ Date: ____ / ____ / _____
Initial only after you have had sufficient time to read and understand the information.



800 ROYAL OAKS DRIVE, SUITE #101, MONROVIA, CA 91016 | 626.873.2100 | MTSIERRA.EDU

License Examination Passage Rates (includes data for the two calendar years prior to reporting)

First Available Exam Date	Date Exam Results Announced	Number of Graduates in Calendar Year	Number of Graduates Taking Exam	Number Who Passed Exam	Number Who Failed Exam	Passage Rate
N/A	N/A	N/A	N/A	N/A	N/A	N/A
N/A	N/A					
N/A	N/A					
N/A	N/A					
N/A	N/A	N/A	N/A	N/A	N/A	N/A
N/A	N/A					
N/A	N/A					
N/A	N/A					

There is no license examination required for this program.

Student's Initials: _____ **Date:** ____ / ____ / _____

Initial only after you have had sufficient time to read and understand the information.

Calendar Year	Number of Graduates in Calendar Year	Number of Graduates Taking Exam	Number Who Passed First Available Exam	Number Who Failed First Available Exam	Passage Rate
2015	N/A	N/A	N/A	N/A	N/A
2016	N/A	N/A	N/A	N/A	N/A

There is no license examination required for this program.

Student's Initials: _____ **Date:** ____ / ____ / _____

Initial only after you have had sufficient time to read and understand the information.



800 ROYAL OAKS DRIVE, SUITE #101, MONROVIA, CA 91016 | 626.873.2100 | MTSIERRA.EDU

Salary and Wage Information

Calendar Year	Graduates Available for Employment	Graduates Employed in Field	\$20,001 - \$25,000	\$35,001 - \$40,000	\$40,001 - \$45,000	\$45,001 - \$50,000	No Salary Information Reported
2015	N/A	N/A	N/A	N/A	N/A	N/A	N/A
2016	N/A	N/A	N/A	N/A	N/A	N/A	N/A

Because of the change in the Bureau's reporting regulations, which became effective on July 14, 2016, this institution was not required to collect the data for its 2015 and prior graduates. A list of sources used to substantiate salary disclosures is available from the school. Please contact the office of Career Services obtain this information.

Student's Initials: _____ **Date:** ____ / ____ / _____

Initial only after you have had sufficient time to read and understand the information.

Cost of Educational Program

Total charges for the program for students completing on time in 2016: \$82,740. Total charges may be higher for students that do not complete on time.

Student's Initials: _____ **Date:** ____ / ____ / _____

Initial only after you have had sufficient time to read and understand the information.

Federal Student Loan Debt

Most recent three year cohort default rate, as reported by the United States Department of Education. ¹	The percentage of enrolled students in 2016 receiving federal students loans to pay for this program.	The average amount of federal student loan debt of 2016 graduates who took out federal student loans at this instituion.	The percentage of graduates in 2016 with federal student loans as calculated by the institution.
5.7%	100%	\$36,323	100%

¹The percentage of students who defaulted on their federal student loans is called the Cohort Default Rate (CDR). It shows the percentage of this school's students who were more than 270 days (9 months) behind on their federal student loans within three years of when the first payment was due. This is the most recent CDR reported by the U.S. Department of Education..



800 ROYAL OAKS DRIVE, SUITE #101, MONROVIA, CA 91016 | 626.873.2100 | MTSIERRA.EDU

This fact sheet is filed with the Bureau for Private Postsecondary Education. Regardless of any information you may have relating to completion rates, placement rates, starting salaries, or license exam passage rates, this fact sheet contains the information as calculated pursuant to state law.

Any questions a student may have regarding this fact sheet that have not been satisfactorily answered by the institution may be directed to the Bureau for Private Postsecondary Education at 2535 Capitol Oaks Drive, Suite 400, Sacramento, CA 95833, www.bppe.ca.gov, toll-free telephone number (888) 370-7589 or by fax (916) 263-1897.

Student Name - Print

Student Signature

Date

School Official

Date

Definitions

- **“Number of Students Who Began the Program”** means the number of students who began a program who were scheduled to complete the program within 100% of the published program length within the reporting calendar year and excludes all students who cancelled during the cancellation period.
- **“Students Available for Graduation”** is the number of students who began the program minus the number of students who have died, been incarcerated, or been called to active military duty.
- **“Number of On-time Graduates”** is the number of students who completed the program within 100% of the published program length within the reporting calendar year.
- **“On-time Completion Rate”** is the number of on-time graduates divided by the number of students available for graduation.
- **“150% Graduates”** is the number of students who completed the program within 150% of the program length (includes on-time graduates).
- **“150% Completion Rate”** is the number of students who completed the program in the reported calendar year within 150% of the published program length, including on-time graduates, divided by the number of students available for graduation.
- **“Graduates Available for Employment”** means the number of graduates minus the number of graduates unavailable for employment.
- **“Graduates Unavailable for Employment”** means the graduates who, after graduation, die, become incarcerated, are called to active military duty, are international students that leave the United States or do not have a visa allowing employment in the United States, or are continuing their education in an accredited or bureau-approved postsecondary institution.
- **“Graduates Employed in the Field”** means graduates who beginning within six months after a student completes the applicable educational program are gainfully employed, whose employment has been reported, and for whom the institution has documented verification of employment. For occupations for which the state requires passing an examination, the six months period begins after the announcement of the examination results for the first examination available after a student completes an applicable educational program.
- **“Placement Rate Employed in the Field”** is calculated by dividing the number of graduates gainfully employed in the field by the number of graduates available for employment.
- **“Number of Graduates Taking Exam”** is the number of graduates who took the first available exam in the reported calendar year.
- **“First Available Exam Date”** is the date for the first available exam after a student completed a program.
- **“Passage Rate”** is calculated by dividing the number of graduates who passed the exam by the number of graduates who took the reported licensing exam.
- **“Number Who Passed First Available Exam”** is the number of graduates who took and passed the first available licensing exam after completing the program.
- **“Salary”** is as reported by graduate or graduate’s employer.
- **“No Salary Information Reported”** is the number of graduates for whom, after making reasonable attempts, the school was not able to obtain salary information.



800 ROYAL OAKS DRIVE, SUITE #101, MONROVIA, CA 91016 | 626.873.2100 | MTSIERRA.EDU

STUDENT'S RIGHT TO CANCEL

Applicants who have not yet attended class have the right to cancel the enrollment agreement at any-time. Applicants who have attended class retain the right to cancel the enrollment agreement through attendance at the first class session, or midnight of the seventh calendar day after enrollment, whichever is later. "Attended" is defined as attendance in the classroom or participation in an online course. "Enrollment" is defined as execution of an enrollment agreement.

- If a Notice of Cancellation is submitted prior to midnight of the third business day following the date the enrollment agreement was signed, the applicant will receive a refund of all monies paid, including the non-refundable application fee.
- If a Notice of Cancellation is submitted following this period, but no later than through attendance at the first class session or midnight of the seventh calendar day after enrollment, whichever is later, the applicant will receive a refund of all monies paid, less the non-refundable application fee.

The College will issue all refunds within forty-five days of the date the notification of cancellation is received by the Registrar.

Applicants who are denied admission to the College will receive a refund of all monies paid, including the non-refundable application fee, within forty-five days of the date of determination of admission.

The notice of cancellation will be effective the date it is received in the Registrar's office if hand delivered, faxed, or emailed or the date post-marked if mailed. After the end of the cancellation period, students retain the right to withdraw; refer to the Tuition Refund Policy for details.

Mail: Mt. Sierra College, Attn: Registrar
800 Royal Oaks Dr., Suite 101, Monrovia, CA 91016
Fax: (626) 605-8220
Email: Records@mtsierra.edu

Applicants may return textbooks in their original condition to the Virtual Bookstore at eCampus for refund within thirty days of the date of written notice of cancellation. Any equipment charged to an applicant as specified in the enrollment agreement must be returned within ten days following the date of the notice of cancellation.

If an applicant does not return textbooks or equipment during these time periods, the College may deduct the amount owed from the calculated refund.



800 ROYAL OAKS DRIVE, SUITE #101, MONROVIA, CA 91016 | 626.873.2100 | MTSIERRA.EDU

**SCHOOL PERFORMANCE FACT SHEET
CALENDAR YEARS 2015 & 2016**

Information Technology - 4 Years

On-Time Completion Rates (Graduation Rates)

Calendar Year	Number of Students Who Began the Program	Students Available for Graduation	Number of on time Graduates	On-Time Completion Rate
2015	52	52	8	15%
2016	33	33	10	30%

Student's Initials: _____ Date: ____ / ____ / _____

Initial only after you have had sufficient time to read and understand the information.

Students Completing Within 150% of the Published Program Length

Calendar Year	Number of Students Who Began the Program	Students Available for Graduation	150% Graduates	150% Completion Rate
2013	43	43	6	14%
2014	61	61	8	13%
2015	52	52	6	12%
2016	56	55	19	35%

Student's Initials: _____ Date: ____ / ____ / _____

Initial only after you have had sufficient time to read and understand the information.



800 ROYAL OAKS DRIVE, SUITE #101, MONROVIA, CA 91016 | 626.873.2100 | MTSIERRA.EDU

Job Placement Rates (includes data for the two calendar years prior to reporting)

Calendar Year	Number of Students Who Began Program	Number of Graduates	Graduates Available for Employment	Graduates Employed in the Field	Placement Rate % Employed in the Field
2015	N/A	N/A	N/A	N/A	N/A
2016	N/A	N/A	N/A	N/A	N/A

Because of the change in the Bureau's reporting regulations, which became effective on July 14, 2016, this institution was not required to collect the data for its 2015 and prior graduates. You may obtain from the institution a list of the employment positions determined to be in the field for which a student received education and training. Please contact the Registrar or the Office of Career Services to obtain this information.

Gainfully Employed Categories (includes data for the two calendar years prior to reporting)

Part-Time vs Full-Time Employment

Calendar Year	Graduate Employed in the Field 20-29 Hour Per Week	Graduates Employed in the Field at Least 30 Hours Per Week	Total Graduates Employed in the Field
2015	N/A	N/A	N/A
2016	N/A	N/A	N/A

Single Position vs. Concurrent Aggrgated Position

Calendar Year	Graduates Employed in the Field in a Single Position	Graduates Employed in the Field in Concurrent Aggregated Positions	Total Graduates Employed in the Field
2015	N/A	N/A	N/A
2016	N/A	N/A	N/A



800 ROYAL OAKS DRIVE, SUITE #101, MONROVIA, CA 91016 | 626.873.2100 | MTSIERRA.EDU

Self - Employed / Freelance Positions

Calendar Year	Graduates Employed who are Self-Employed or Working Freelance	Total Graduates Employed in the Field
2015	N/A	N/A
2016	N/A	N/A

Institutional Employment

Calendar Year	Graduates Employed in the Field who are Employed by the Institution, an Employer Owned by the Institution, or an Employer who Shares Ownership with Institution.	Total Graduates Employed in the Field
2015	N/A	N/A
2016	N/A	N/A

Student's Initials: _____ **Date:** ____ / ____ / _____

Initial only after you have had sufficient time to read and understand the information.

This program may result in freelance or self-employment.

- The work available to graduates of this program is usually for freelance or self-employment.
- This type of work may not be consistent.
- The period of employment can range from one day to weeks to several months.
- Hours worked in a day or week may be more or less than the traditional 8 hour work day or 40 hour work week.
- You can expect to spend unpaid time expanding your networks, advertising, promoting your services, or honing your skills.
- Once graduates begin to work freelance or are self-employed, they will be asked to provide documentation that they are employed as such so that they may be counted as placed for our job placement records.
- Students initialing this disclosure understand that either a majority or all of this school's graduates are employed in this manner and understand what comprises this work style.

Student's Initials: _____ **Date:** ____ / ____ / _____

Initial only after you have had sufficient time to read and understand the information.



800 ROYAL OAKS DRIVE, SUITE #101, MONROVIA, CA 91016 | 626.873.2100 | MTSIERRA.EDU

License Examination Passage Rates (includes data for the two calendar years prior to reporting)

First Available Exam Date	Date Exam Results Announced	Number of Graduates in Calendar Year	Number of Graduates Taking Exam	Number Who Passed Exam	Number Who Failed Exam	Passage Rate
N/A	N/A	N/A	N/A	N/A	N/A	N/A
N/A	N/A					
N/A	N/A					
N/A	N/A					
N/A	N/A	N/A	N/A	N/A	N/A	N/A
N/A	N/A					
N/A	N/A					
N/A	N/A					

There is no license examination required for this program.

Student's Initials: _____ **Date:** ____ / ____ / _____

Initial only after you have had sufficient time to read and understand the information.

Calendar Year	Number of Graduates in Calendar Year	Number of Graduates Taking Exam	Number Who Passed First Available Exam	Number Who Failed First Available Exam	Passage Rate
2015	N/A	N/A	N/A	N/A	N/A
2016	N/A	N/A	N/A	N/A	N/A

There is no license examination required for this program.

Student's Initials: _____ **Date:** ____ / ____ / _____

Initial only after you have had sufficient time to read and understand the information.



800 ROYAL OAKS DRIVE, SUITE #101, MONROVIA, CA 91016 | 626.873.2100 | MTSIERRA.EDU

Salary and Wage Information

Calendar Year	Graduates Available for Employment	Graduates Employed in Field	\$20,001 - \$25,000	\$35,001 - \$40,000	\$40,001 - \$45,000	\$45,001 - \$50,000	No Salary Information Reported
2015	N/A	N/A	N/A	N/A	N/A	N/A	N/A
2016	N/A	N/A	N/A	N/A	N/A	N/A	N/A

Because of the change in the Bureau's reporting regulations, which became effective on July 14, 2016, this institution was not required to collect the data for its 2015 and prior graduates. A list of sources used to substantiate salary disclosures is available from the school. Please contact the office of Career Services obtain this information.

Student's Initials: _____ **Date:** ____ / ____ / _____

Initial only after you have had sufficient time to read and understand the information.

Cost of Educational Program

Total charges for the program for students completing on time in 2016: \$83,790. Total charges may be higher for students that do not complete on time.

Student's Initials: _____ **Date:** ____ / ____ / _____

Initial only after you have had sufficient time to read and understand the information.

Federal Student Loan Debt

Most recent three year cohort default rate, as reported by the United States Department of Education. ¹	The percentage of enrolled students in 2016 receiving federal students loans to pay for this program.	The average amount of federal student loan debt of 2016 graduates who took out federal student loans at this instituion.	The percentage of graduates in 2016 with federal student loans as calculated by the institution.
5.7%	99%	\$42,125	80%

¹The percentage of students who defaulted on their federal student loans is called the Cohort Default Rate (CDR). It shows the percentage of this school's students who were more than 270 days (9 months) behind on their federal student loans within three years of when the first payment was due. This is the most recent CDR reported by the U.S. Department of Education..



800 ROYAL OAKS DRIVE, SUITE #101, MONROVIA, CA 91016 | 626.873.2100 | MTSIERRA.EDU

This fact sheet is filed with the Bureau for Private Postsecondary Education. Regardless of any information you may have relating to completion rates, placement rates, starting salaries, or license exam passage rates, this fact sheet contains the information as calculated pursuant to state law.

Any questions a student may have regarding this fact sheet that have not been satisfactorily answered by the institution may be directed to the Bureau for Private Postsecondary Education at 2535 Capitol Oaks Drive, Suite 400, Sacramento, CA 95833, www.bppe.ca.gov, toll-free telephone number (888) 370-7589 or by fax (916) 263-1897.

Student Name - Print

Student Signature

Date

School Official


Date



800 ROYAL OAKS DRIVE, SUITE #101, MONROVIA, CA 91016 | 626.873.2100 | MTSIERRA.EDU

Definitions

- **“Number of Students Who Began the Program”** means the number of students who began a program who were scheduled to complete the program within 100% of the published program length within the reporting calendar year and excludes all students who cancelled during the cancellation period.
- **“Students Available for Graduation”** is the number of students who began the program minus the number of students who have died, been incarcerated, or been called to active military duty.
- **“Number of On-time Graduates”** is the number of students who completed the program within 100% of the published program length within the reporting calendar year.
- **“On-time Completion Rate”** is the number of on-time graduates divided by the number of students available for graduation.
- **“150% Graduates”** is the number of students who completed the program within 150% of the program length (includes on-time graduates).
- **“150% Completion Rate”** is the number of students who completed the program in the reported calendar year within 150% of the published program length, including on-time graduates, divided by the number of students available for graduation.
- **“Graduates Available for Employment”** means the number of graduates minus the number of graduates unavailable for employment.
- **“Graduates Unavailable for Employment”** means the graduates who, after graduation, die, become incarcerated, are called to active military duty, are international students that leave the United States or do not have a visa allowing employment in the United States, or are continuing their education in an accredited or bureau-approved postsecondary institution.
- **“Graduates Employed in the Field”** means graduates who beginning within six months after a student completes the applicable educational program are gainfully employed, whose employment has been reported, and for whom the institution has documented verification of employment. For occupations for which the state requires passing an examination, the six months period begins after the announcement of the examination results for the first examination available after a student completes an applicable educational program.
- **“Placement Rate Employed in the Field”** is calculated by dividing the number of graduates gainfully employed in the field by the number of graduates available for employment.
- **“Number of Graduates Taking Exam”** is the number of graduates who took the first available exam in the reported calendar year.
- **“First Available Exam Date”** is the date for the first available exam after a student completed a program.
- **“Passage Rate”** is calculated by dividing the number of graduates who passed the exam by the number of graduates who took the reported licensing exam.
- **“Number Who Passed First Available Exam”** is the number of graduates who took and passed the first available licensing exam after completing the program.
- **“Salary”** is as reported by graduate or graduate’s employer.
- **“No Salary Information Reported”** is the number of graduates for whom, after making reasonable attempts, the school was not able to obtain salary information.





800 ROYAL OAKS DRIVE, SUITE #101, MONROVIA, CA 91016 | 626.873.2100 | MTSIERRA.EDU

STUDENT'S RIGHT TO CANCEL

Applicants who have not yet attended class have the right to cancel the enrollment agreement at any-time. Applicants who have attended class retain the right to cancel the enrollment agreement through attendance at the first class session, or midnight of the seventh calendar day after enrollment, whichever is later. "Attended" is defined as attendance in the classroom or participation in an online course. "Enrollment" is defined as execution of an enrollment agreement.

- If a Notice of Cancellation is submitted prior to midnight of the third business day following the date the enrollment agreement was signed, the applicant will receive a refund of all monies paid, including the non-refundable application fee.
- If a Notice of Cancellation is submitted following this period, but no later than through attendance at the first class session or midnight of the seventh calendar day after enrollment, whichever is later, the applicant will receive a refund of all monies paid, less the non-refundable application fee.

The College will issue all refunds within forty-five days of the date the notification of cancellation is received by the Registrar.

Applicants who are denied admission to the College will receive a refund of all monies paid, including the non-refundable application fee, within forty-five days of the date of determination of admission.

The notice of cancellation will be effective the date it is received in the Registrar's office if hand delivered, faxed, or emailed or the date post-marked if mailed. After the end of the cancellation period, students retain the right to withdraw; refer to the Tuition Refund Policy for details.

Mail: Mt. Sierra College, Attn: Registrar
800 Royal Oaks Dr., Suite 101, Monrovia, CA 91016
Fax: (626) 605-8220
Email: Records@mtsierra.edu

Applicants may return textbooks in their original condition to the Virtual Bookstore at eCampus for refund within thirty days of the date of written notice of cancellation. Any equipment charged to an applicant as specified in the enrollment agreement must be returned within ten days following the date of the notice of cancellation.

If an applicant does not return textbooks or equipment during these time periods, the College may deduct the amount owed from the calculated refund.



800 ROYAL OAKS DRIVE, SUITE #101, MONROVIA, CA 91016 | 626.873.2100 | MTSIERRA.EDU

**SCHOOL PERFORMANCE FACT SHEET
CALENDAR YEARS 2015 & 2016**

Media Arts & Design - 4 Years

On-Time Completion Rates (Graduation Rates)

Calendar Year	Number of Students Who Began the Program	Students Available for Graduation	Number of on time Graduates	On-Time Completion Rate
2015	187	187	19	10%
2016	137	137	15	11%

Student's Initials: _____ Date: ____ / ____ / _____

Initial only after you have had sufficient time to read and understand the information.

Students Completing Within 150% of the Published Program Length

Calendar Year	Number of Students Who Began the Program	Students Available for Graduation	150% Graduates	150% Completion Rate
2013	95	94	10	11%
2014	149	149	28	19%
2015	187	187	26	14%
2016	130	130	39	30%

Student's Initials: _____ Date: ____ / ____ / _____

Initial only after you have had sufficient time to read and understand the information.



800 ROYAL OAKS DRIVE, SUITE #101, MONROVIA, CA 91016 | 626.873.2100 | MTSIERRA.EDU

Job Placement Rates (includes data for the two calendar years prior to reporting)

Calendar Year	Number of Students Who Began Program	Number of Graduates	Graduates Available for Employment	Graduates Employed in the Field	Placement Rate % Employed in the Field
2015	N/A	N/A	N/A	N/A	N/A
2016	N/A	N/A	N/A	N/A	N/A

Because of the change in the Bureau's reporting regulations, which became effective on July 14, 2016, this institution was not required to collect the data for its 2015 and prior graduates. You may obtain from the institution a list of the employment positions determined to be in the field for which a student received education and training. Please contact the Registrar or the Office of Career Services to obtain this information.

Gainfully Employed Categories (includes data for the two calendar years prior to reporting)

Part-Time vs Full-Time Employment

Calendar Year	Graduate Employed in the Field 20-29 Hour Per Week	Graduates Employed in the Field at Least 30 Hours Per Week	Total Graduates Employed in the Field
2015	N/A	N/A	N/A
2016	N/A	N/A	N/A

Single Position vs. Concurrent Aggrgated Position

Calendar Year	Graduates Employed in the Field in a Single Position	Graduates Employed in the Field in Concurrent Aggregated Positions	Total Graduates Employed in the Field
2015	N/A	N/A	N/A
2016	N/A	N/A	N/A



800 ROYAL OAKS DRIVE, SUITE #101, MONROVIA, CA 91016 | 626.873.2100 | MTSIERRA.EDU

Self - Employed / Freelance Positions

Calendar Year	Graduates Employed who are Self-Employed or Working Freelance	Total Graduates Employed in the Field
2015	N/A	N/A
2016	N/A	N/A

Institutional Employment

Calendar Year	Graduates Employed in the Field who are Employed by the Institution, an Employer Owned by the Institution, or an Employer who Shares Ownership with Institution.	Total Graduates Employed in the Field
2015	N/A	N/A
2016	N/A	N/A

Student's Initials: _____ **Date:** ____ / ____ / _____

Initial only after you have had sufficient time to read and understand the information.

This program may result in freelance or self-employment.

- The work available to graduates of this program is usually for freelance or self-employment.
- This type of work may not be consistent.
- The period of employment can range from one day to weeks to several months.
- Hours worked in a day or week may be more or less than the traditional 8 hour work day or 40 hour work week.
- You can expect to spend unpaid time expanding your networks, advertising, promoting your services, or honing your skills.
- Once graduates begin to work freelance or are self-employed, they will be asked to provide documentation that they are employed as such so that they may be counted as placed for our job placement records.
- Students initialing this disclosure understand that either a majority or all of this school's graduates are employed in this manner and understand what comprises this work style.

Student's Initials: _____ **Date:** ____ / ____ / _____

Initial only after you have had sufficient time to read and understand the information.



800 ROYAL OAKS DRIVE, SUITE #101, MONROVIA, CA 91016 | 626.873.2100 | MTSIERRA.EDU

License Examination Passage Rates (includes data for the two calendar years prior to reporting)

First Available Exam Date	Date Exam Results Announced	Number of Graduates in Calendar Year	Number of Graduates Taking Exam	Number Who Passed Exam	Number Who Failed Exam	Passage Rate
N/A	N/A	N/A	N/A	N/A	N/A	N/A
N/A	N/A					
N/A	N/A					
N/A	N/A					
N/A	N/A	N/A	N/A	N/A	N/A	N/A
N/A	N/A					
N/A	N/A					
N/A	N/A					

There is no license examination required for this program.

Student's Initials: _____ **Date:** ____ / ____ / _____

Initial only after you have had sufficient time to read and understand the information.

Calendar Year	Number of Graduates in Calendar Year	Number of Graduates Taking Exam	Number Who Passed First Available Exam	Number Who Failed First Available Exam	Passage Rate
2015	N/A	N/A	N/A	N/A	N/A
2016	N/A	N/A	N/A	N/A	N/A

There is no license examination required for this program.

Student's Initials: _____ **Date:** ____ / ____ / _____

Initial only after you have had sufficient time to read and understand the information.



800 ROYAL OAKS DRIVE, SUITE #101, MONROVIA, CA 91016 | 626.873.2100 | MTSIERRA.EDU

Salary and Wage Information

Calendar Year	Graduates Available for Employment	Graduates Employed in Field	\$20,001 - \$25,000	\$35,001 - \$40,000	\$40,001 - \$45,000	\$45,001 - \$50,000	No Salary Information Reported
2015	N/A	N/A	N/A	N/A	N/A	N/A	N/A
2016	N/A	N/A	N/A	N/A	N/A	N/A	N/A

Because of the change in the Bureau's reporting regulations, which became effective on July 14, 2016, this institution was not required to collect the data for its 2015 and prior graduates. A list of sources used to substantiate salary disclosures is available from the school. Please contact the office of Career Services obtain this information.

Student's Initials: _____ **Date:** ____ / ____ / _____

Initial only after you have had sufficient time to read and understand the information.

Cost of Educational Program

Total charges for the program for students completing on time in 2016: \$92,020. Total charges may be higher for students that do not complete on time.

Student's Initials: _____ **Date:** ____ / ____ / _____

Initial only after you have had sufficient time to read and understand the information.

Federal Student Loan Debt

Most recent three year cohort default rate, as reported by the United States Department of Education. ¹	The percentage of enrolled students in 2016 receiving federal students loans to pay for this program.	The average amount of federal student loan debt of 2016 graduates who took out federal student loans at this instituion.	The percentage of graduates in 2016 with federal student loans as calculated by the institution.
5.7%	99%	\$42,125	80%

¹The percentage of students who defaulted on their federal student loans is called the Cohort Default Rate (CDR). It shows the percentage of this school's students who were more than 270 days (9 months) behind on their federal student loans within three years of when the first payment was due. This is the most recent CDR reported by the U.S. Department of Education..



800 ROYAL OAKS DRIVE, SUITE #101, MONROVIA, CA 91016 | 626.873.2100 | MTSIERRA.EDU

This fact sheet is filed with the Bureau for Private Postsecondary Education. Regardless of any information you may have relating to completion rates, placement rates, starting salaries, or license exam passage rates, this fact sheet contains the information as calculated pursuant to state law.

Any questions a student may have regarding this fact sheet that have not been satisfactorily answered by the institution may be directed to the Bureau for Private Postsecondary Education at 2535 Capitol Oaks Drive, Suite 400, Sacramento, CA 95833, www.bppe.ca.gov, toll-free telephone number (888) 370-7589 or by fax (916) 263-1897.

Student Name - Print

Student Signature

Date

School Official


Date



800 ROYAL OAKS DRIVE, SUITE #101, MONROVIA, CA 91016 | 626.873.2100 | MTSIERRA.EDU

Definitions

- **“Number of Students Who Began the Program”** means the number of students who began a program who were scheduled to complete the program within 100% of the published program length within the reporting calendar year and excludes all students who cancelled during the cancellation period.
- **“Students Available for Graduation”** is the number of students who began the program minus the number of students who have died, been incarcerated, or been called to active military duty.
- **“Number of On-time Graduates”** is the number of students who completed the program within 100% of the published program length within the reporting calendar year.
- **“On-time Completion Rate”** is the number of on-time graduates divided by the number of students available for graduation.
- **“150% Graduates”** is the number of students who completed the program within 150% of the program length (includes on-time graduates).
- **“150% Completion Rate”** is the number of students who completed the program in the reported calendar year within 150% of the published program length, including on-time graduates, divided by the number of students available for graduation.
- **“Graduates Available for Employment”** means the number of graduates minus the number of graduates unavailable for employment.
- **“Graduates Unavailable for Employment”** means the graduates who, after graduation, die, become incarcerated, are called to active military duty, are international students that leave the United States or do not have a visa allowing employment in the United States, or are continuing their education in an accredited or bureau-approved postsecondary institution.
- **“Graduates Employed in the Field”** means graduates who beginning within six months after a student completes the applicable educational program are gainfully employed, whose employment has been reported, and for whom the institution has documented verification of employment. For occupations for which the state requires passing an examination, the six months period begins after the announcement of the examination results for the first examination available after a student completes an applicable educational program.
- **“Placement Rate Employed in the Field”** is calculated by dividing the number of graduates gainfully employed in the field by the number of graduates available for employment.
- **“Number of Graduates Taking Exam”** is the number of graduates who took the first available exam in the reported calendar year.
- **“First Available Exam Date”** is the date for the first available exam after a student completed a program.
- **“Passage Rate”** is calculated by dividing the number of graduates who passed the exam by the number of graduates who took the reported licensing exam.
- **“Number Who Passed First Available Exam”** is the number of graduates who took and passed the first available licensing exam after completing the program.
- **“Salary”** is as reported by graduate or graduate’s employer.
- **“No Salary Information Reported”** is the number of graduates for whom, after making reasonable attempts, the school was not able to obtain salary information.





800 ROYAL OAKS DRIVE, SUITE #101, MONROVIA, CA 91016 | 626.873.2100 | MTSIERRA.EDU

STUDENT'S RIGHT TO CANCEL

Applicants who have not yet attended class have the right to cancel the enrollment agreement at any-time. Applicants who have attended class retain the right to cancel the enrollment agreement through attendance at the first class session, or midnight of the seventh calendar day after enrollment, whichever is later. "Attended" is defined as attendance in the classroom or participation in an online course. "Enrollment" is defined as execution of an enrollment agreement.

- If a Notice of Cancellation is submitted prior to midnight of the third business day following the date the enrollment agreement was signed, the applicant will receive a refund of all monies paid, including the non-refundable application fee.
- If a Notice of Cancellation is submitted following this period, but no later than through attendance at the first class session or midnight of the seventh calendar day after enrollment, whichever is later, the applicant will receive a refund of all monies paid, less the non-refundable application fee.

The College will issue all refunds within forty-five days of the date the notification of cancellation is received by the Registrar.

Applicants who are denied admission to the College will receive a refund of all monies paid, including the non-refundable application fee, within forty-five days of the date of determination of admission.

The notice of cancellation will be effective the date it is received in the Registrar's office if hand delivered, faxed, or emailed or the date post-marked if mailed. After the end of the cancellation period, students retain the right to withdraw; refer to the Tuition Refund Policy for details.

Mail: Mt. Sierra College, Attn: Registrar
800 Royal Oaks Dr., Suite 101, Monrovia, CA 91016
Fax: (626) 605-8220
Email: Records@mtsierra.edu

Applicants may return textbooks in their original condition to the Virtual Bookstore at eCampus for refund within thirty days of the date of written notice of cancellation. Any equipment charged to an applicant as specified in the enrollment agreement must be returned within ten days following the date of the notice of cancellation.

If an applicant does not return textbooks or equipment during these time periods, the College may deduct the amount owed from the calculated refund.



800 ROYAL OAKS DRIVE, SUITE #101, MONROVIA, CA 91016 | 626.873.2100 | MTSIERRA.EDU

**SCHOOL PERFORMANCE FACT SHEET
CALENDAR YEARS 2015 & 2016**

Network Communications - 4 Years

On-Time Completion Rates (Graduation Rates)

Calendar Year	Number of Students Who Began the Program	Students Available for Graduation	Number of on time Graduates	OnTime Completion Rate
2015	17	17	1	6%
2016	10	10	6	60%

Student's Initials: _____ Date: ____ / ____ / _____

Initial only after you have had sufficient time to read and understand the information.

Students Completing Within 150% of the Published Program Length

Calendar Year	Number of Students Who Began the Program	Students Available for Graduation	150% Graduates	150% Completion Rate
2013	12	12	3	25%
2014	21	21	3	14%
2015	17	17	0	0%
2016	16	16	5	31%

Student's Initials: _____ Date: ____ / ____ / _____

Initial only after you have had sufficient time to read and understand the information.



800 ROYAL OAKS DRIVE, SUITE #101, MONROVIA, CA 91016 | 626.873.2100 | MTSIERRA.EDU

Job Placement Rates (includes data for the two calendar years prior to reporting)

Calendar Year	Number of Students Who Began Program	Number of Graduates	Graduates Available for Employment	Graduates Employed in the Field	Placement Rate % Employed in the Field
2015	N/A	N/A	N/A	N/A	N/A
2016	N/A	N/A	N/A	N/A	N/A

Because of the change in the Bureau's reporting regulations, which became effective on July 14, 2016, this institution was not required to collect the data for its 2015 and prior graduates. You may obtain from the institution a list of the employment positions determined to be in the field for which a student received education and training. Please contact the Registrar or the Office of Career Services to obtain this information.

Gainfully Employed Categories (includes data for the two calendar years prior to reporting)

Part-Time vs Full-Time Employment

Calendar Year	Graduate Employed in the Field 20-29 Hour Per Week	Graduates Employed in the Field at Least 30 Hours Per Week	Total Graduates Employed in the Field
2015	N/A	N/A	N/A
2016	N/A	N/A	N/A

Single Position vs. Concurrent Aggrgated Position

Calendar Year	Graduates Employed in the Field in a Single Position	Graduates Employed in the Field in Concurrent Aggregated Positions	Total Graduates Employed in the Field
2015	N/A	N/A	N/A
2016	N/A	N/A	N/A



800 ROYAL OAKS DRIVE, SUITE #101, MONROVIA, CA 91016 | 626.873.2100 | MTSIERRA.EDU

Self - Employed / Freelance Positions

Calendar Year	Graduates Employed who are Self-Employed or Working Freelance	Total Graduates Employed in the Field
2015	N/A	N/A
2016	N/A	N/A

Institutional Employment

Calendar Year	Graduates Employed in the Field who are Employed by the Institution, an Employer Owned by the Institution, or an Employer who Shares Ownership with Institution.	Total Graduates Employed in the Field
2015	N/A	N/A
2016	N/A	N/A

Student's Initials: _____ **Date:** ____ / ____ / _____

Initial only after you have had sufficient time to read and understand the information.

This program may result in freelance or self-employment.

- The work available to graduates of this program is usually for freelance or self-employment.
- This type of work may not be consistent.
- The period of employment can range from one day to weeks to several months.
- Hours worked in a day or week may be more or less than the traditional 8 hour work day or 40 hour work week.
- You can expect to spend unpaid time expanding your networks, advertising, promoting your services, or honing your skills.
- Once graduates begin to work freelance or are self-employed, they will be asked to provide documentation that they are employed as such so that they may be counted as placed for our job placement records.
- Students initialing this disclosure understand that either a majority or all of this school's graduates are employed in this manner and understand what comprises this work style.

Student's Initials: _____ **Date:** ____ / ____ / _____

Initial only after you have had sufficient time to read and understand the information.



800 ROYAL OAKS DRIVE, SUITE #101, MONROVIA, CA 91016 | 626.873.2100 | MTSIERRA.EDU

License Examination Passage Rates (includes data for the two calendar years prior to reporting)

First Available Exam Date	Date Exam Results Announced	Number of Graduates in Calendar Year	Number of Graduates Taking Exam	Number Who Passed Exam	Number Who Failed Exam	Passage Rate
N/A	N/A	N/A	N/A	N/A	N/A	N/A
N/A	N/A					
N/A	N/A					
N/A	N/A					
N/A	N/A	N/A	N/A	N/A	N/A	N/A
N/A	N/A					
N/A	N/A					
N/A	N/A					

There is no license examination required for this program.

Student's Initials: _____ **Date:** ____ / ____ / _____

Initial only after you have had sufficient time to read and understand the information.

Calendar Year	Number of Graduates in Calendar Year	Number of Graduates Taking Exam	Number Who Passed First Available Exam	Number Who Failed First Available Exam	Passage Rate
2015	N/A	N/A	N/A	N/A	N/A
2016	N/A	N/A	N/A	N/A	N/A

There is no license examination required for this program.

Student's Initials: _____ **Date:** ____ / ____ / _____

Initial only after you have had sufficient time to read and understand the information.



800 ROYAL OAKS DRIVE, SUITE #101, MONROVIA, CA 91016 | 626.873.2100 | MTSIERRA.EDU

Salary and Wage Information

Calendar Year	Graduates Available for Employment	Graduates Employed in Field	\$20,001 - \$25,000	\$35,001 - \$40,000	\$40,001 - \$45,000	\$45,001 - \$50,000	No Salary Information Reported
2015	N/A	N/A	N/A	N/A	N/A	N/A	N/A
2016	N/A	N/A	N/A	N/A	N/A	N/A	N/A

Because of the change in the Bureau's reporting regulations, which became effective on July 14, 2016, this institution was not required to collect the data for its 2015 and prior graduates. A list of sources used to substantiate salary disclosures is available from the school. Please contact the office of Career Services obtain this information.

Student's Initials: _____ **Date:** ____ / ____ / _____

Initial only after you have had sufficient time to read and understand the information.

Cost of Educational Program

Total charges for the program for students completing on time in 2016: \$83,790. Total charges may be higher for students that do not complete on time.

Student's Initials: _____ **Date:** ____ / ____ / _____

Initial only after you have had sufficient time to read and understand the information.

Federal Student Loan Debt

Most recent three year cohort default rate, as reported by the United States Department of Education. ¹	The percentage of enrolled students in 2016 receiving federal students loans to pay for this program.	The average amount of federal student loan debt of 2016 graduates who took out federal student loans at this instituion.	The percentage of graduates in 2016 with federal student loans as calculated by the institution.
5.7%	81%	\$41,254	83%

¹The percentage of students who defaulted on their federal student loans is called the Cohort Default Rate (CDR). It shows the percentage of this school's students who were more than 270 days (9 months) behind on their federal student loans within three years of when the first payment was due. This is the most recent CDR reported by the U.S. Department of Education..



800 ROYAL OAKS DRIVE, SUITE #101, MONROVIA, CA 91016 | 626.873.2100 | MTSIERRA.EDU

This fact sheet is filed with the Bureau for Private Postsecondary Education. Regardless of any information you may have relating to completion rates, placement rates, starting salaries, or license exam passage rates, this fact sheet contains the information as calculated pursuant to state law.

Any questions a student may have regarding this fact sheet that have not been satisfactorily answered by the institution may be directed to the Bureau for Private Postsecondary Education at 2535 Capitol Oaks Drive, Suite 400, Sacramento, CA 95833, www.bppe.ca.gov, toll-free telephone number (888) 370-7589 or by fax (916) 263-1897.

Student Name - Print

Student Signature

Date

School Official


Date



800 ROYAL OAKS DRIVE, SUITE #101, MONROVIA, CA 91016 | 626.873.2100 | MTSIERRA.EDU

Definitions

- **“Number of Students Who Began the Program”** means the number of students who began a program who were scheduled to complete the program within 100% of the published program length within the reporting calendar year and excludes all students who cancelled during the cancellation period.
- **“Students Available for Graduation”** is the number of students who began the program minus the number of students who have died, been incarcerated, or been called to active military duty.
- **“Number of On-time Graduates”** is the number of students who completed the program within 100% of the published program length within the reporting calendar year.
- **“On-time Completion Rate”** is the number of on-time graduates divided by the number of students available for graduation.
- **“150% Graduates”** is the number of students who completed the program within 150% of the program length (includes on-time graduates).
- **“150% Completion Rate”** is the number of students who completed the program in the reported calendar year within 150% of the published program length, including on-time graduates, divided by the number of students available for graduation.
- **“Graduates Available for Employment”** means the number of graduates minus the number of graduates unavailable for employment.
- **“Graduates Unavailable for Employment”** means the graduates who, after graduation, die, become incarcerated, are called to active military duty, are international students that leave the United States or do not have a visa allowing employment in the United States, or are continuing their education in an accredited or bureau-approved postsecondary institution.
- **“Graduates Employed in the Field”** means graduates who beginning within six months after a student completes the applicable educational program are gainfully employed, whose employment has been reported, and for whom the institution has documented verification of employment. For occupations for which the state requires passing an examination, the six months period begins after the announcement of the examination results for the first examination available after a student completes an applicable educational program.
- **“Placement Rate Employed in the Field”** is calculated by dividing the number of graduates gainfully employed in the field by the number of graduates available for employment.
- **“Number of Graduates Taking Exam”** is the number of graduates who took the first available exam in the reported calendar year.
- **“First Available Exam Date”** is the date for the first available exam after a student completed a program.
- **“Passage Rate”** is calculated by dividing the number of graduates who passed the exam by the number of graduates who took the reported licensing exam.
- **“Number Who Passed First Available Exam”** is the number of graduates who took and passed the first available licensing exam after completing the program.
- **“Salary”** is as reported by graduate or graduate’s employer.
- **“No Salary Information Reported”** is the number of graduates for whom, after making reasonable attempts, the school was not able to obtain salary information.





800 ROYAL OAKS DRIVE, SUITE #101, MONROVIA, CA 91016 | 626.873.2100 | MTSIERRA.EDU

STUDENT'S RIGHT TO CANCEL

Applicants who have not yet attended class have the right to cancel the enrollment agreement at any-time. Applicants who have attended class retain the right to cancel the enrollment agreement through attendance at the first class session, or midnight of the seventh calendar day after enrollment, whichever is later. "Attended" is defined as attendance in the classroom or participation in an online course. "Enrollment" is defined as execution of an enrollment agreement.

- If a Notice of Cancellation is submitted prior to midnight of the third business day following the date the enrollment agreement was signed, the applicant will receive a refund of all monies paid, including the non-refundable application fee.
- If a Notice of Cancellation is submitted following this period, but no later than through attendance at the first class session or midnight of the seventh calendar day after enrollment, whichever is later, the applicant will receive a refund of all monies paid, less the non-refundable application fee.

The College will issue all refunds within forty-five days of the date the notification of cancellation is received by the Registrar.

Applicants who are denied admission to the College will receive a refund of all monies paid, including the non-refundable application fee, within forty-five days of the date of determination of admission.

The notice of cancellation will be effective the date it is received in the Registrar's office if hand delivered, faxed, or emailed or the date post-marked if mailed. After the end of the cancellation period, students retain the right to withdraw; refer to the Tuition Refund Policy for details.

Mail: Mt. Sierra College, Attn: Registrar
800 Royal Oaks Dr., Suite 101, Monrovia, CA 91016
Fax: (626) 605-8220
Email: Records@mtsierra.edu

Applicants may return textbooks in their original condition to the Virtual Bookstore at eCampus for refund within thirty days of the date of written notice of cancellation. Any equipment charged to an applicant as specified in the enrollment agreement must be returned within ten days following the date of the notice of cancellation.

If an applicant does not return textbooks or equipment during these time periods, the College may deduct the amount owed from the calculated refund.